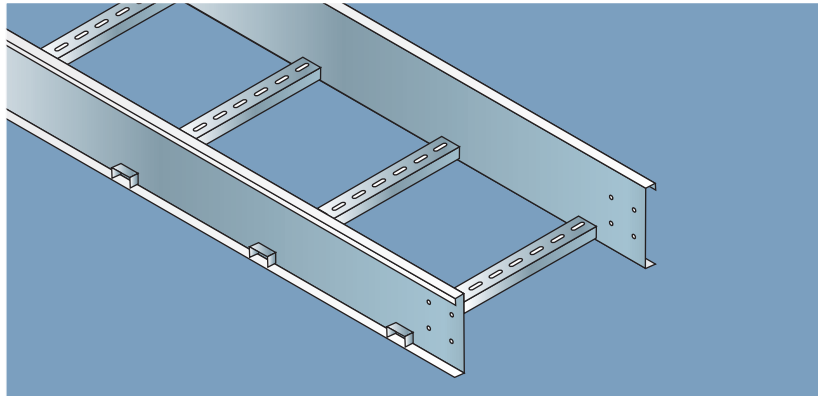


# EXTRA HEAVY DUTY CABLE LADDERS

## EXTRA HEAVY DUTY CABLE LADDERS : OUTWARD TYPE



EXTRA HEAVY DUTY CABLE LADDERS (mm)		
Width	Thickness	Height
300 - 1000	2.0	150

### STANDARD FINISHES

**HDG** Hot Dip Galvanized to BSEN ISO 1461:1999  
(Formerly BS 729).

**PG** Pre Galvanized to BSEN 10142 & 10143.

**PC** Powder Coating to suit client requirements.

**SS** Stainless Steel finish to required grades.

**AI** Aluminum finish.

### ORDER PATTERN (mm)

FLANGE	ITEM	WIDTH	FINISH	THICKNESS
EXHD	CL	300	FINISH	THK
EXHD	CL	450	FINISH	THK
EXHD	CL	600	FINISH	THK
EXHD	CL	750	FINISH	THK
EXHD	CL	900	FINISH	THK
EXHD	CL	1000	FINISH	THK

The Rungs for the above mentioned Cable Ladders are slotted and spaced at regular intervals of 300mm. Customized rung spacing can be offered in 150mm, 250mm or any other as required.

Extra Heavy Duty Cable Ladders are made in standard length of 3mtrs. They can also be produced in different lengths upon request.

Extra Heavy Duty Cable Ladder fittings are made to a standard radius of 300mm. They can be produced in 450mm, 600mm & 900mm as required.

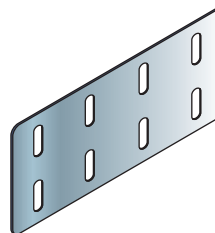
**Note:** Request for any special sizes, gauges and flanges can be attended by our qualified team.

## CONNECTOR

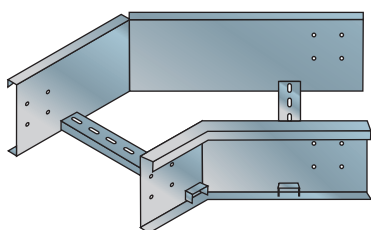
### STRAIGHT COUPLER

#### ORDER PATTERN (mm)

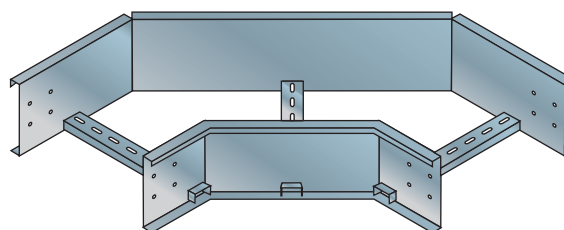
TYPE	ITEM	WIDTH	FINISH	THK
EXHDCL	SC	300-1000	FINISH	2.0



### ELBOW HORIZONTAL



ELBOW 45°



ELBOW 90°

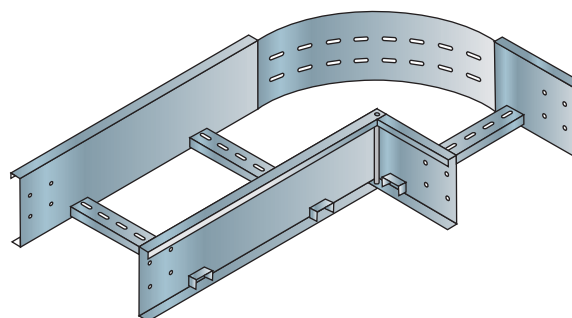
#### ORDER PATTERN (mm)

TYPE	ITEM	WIDTH	FINISH	THK
EXHDCL	EH 4/9	300	FINISH	THK
EXHDCL	EH 4/9	450	FINISH	THK
EXHDCL	EH 4/9	600	FINISH	THK
EXHDCL	EH 4/9	750	FINISH	THK
EXHDCL	EH 4/9	900	FINISH	THK
EXHDCL	EH 4/9	1000	FINISH	THK

### ADJUSTABLE ELBOW HORIZONTAL

#### ORDER PATTERN (mm)

TYPE	ITEM	WIDTH	FINISH	THK
EXHDCL	A-EH 4/9	300	FINISH	THK
EXHDCL	A-EH 4/9	450	FINISH	THK
EXHDCL	A-EH 4/9	600	FINISH	THK
EXHDCL	A-EH 4/9	750	FINISH	THK
EXHDCL	A-EH 4/9	900	FINISH	THK
EXHDCL	A-EH 4/9	1000	FINISH	THK

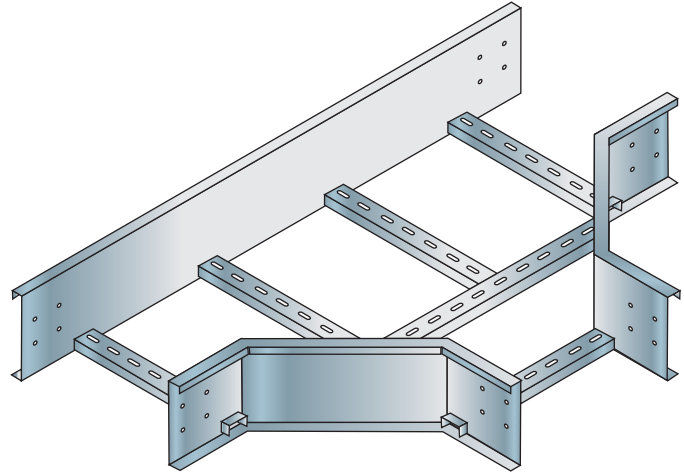


**Note:** Request for any special sizes, gauges and flanges can be attended by our qualified team.

The above mentioned Horizontal Elbows can also be produced in angles of 30° & 60° respectively.

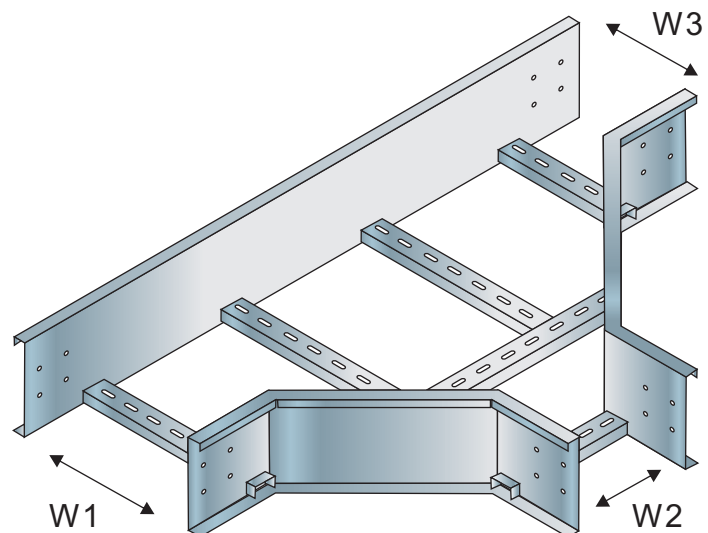
## TEE HORIZONTAL

ORDER PATTERN (mm)				
TYPE	ITEM	WIDTH	FINISH	THK
EXHDCL	TH	300	FINISH	THK
EXHDCL	TH	450	FINISH	THK
EXHDCL	TH	600	FINISH	THK
EXHDCL	TH	750	FINISH	THK
EXHDCL	TH	900	FINISH	THK
EXHDCL	TH	1000	FINISH	THK



## UNEQUAL TEE HORIZONTAL

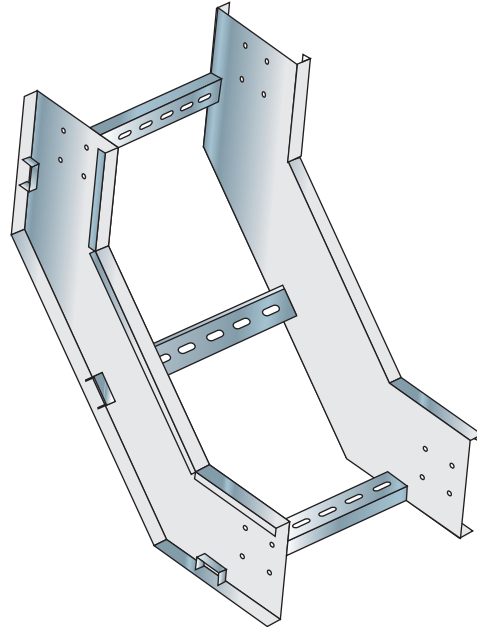
ORDER PATTERN (mm)				
TYPE	ITEM	WIDTH	FINISH	THK
EXHDCL	UTH	W1,W2,W3	FINISH	THK



**Note:** Request for any special sizes, gauges and flanges can be attended by our qualified team.

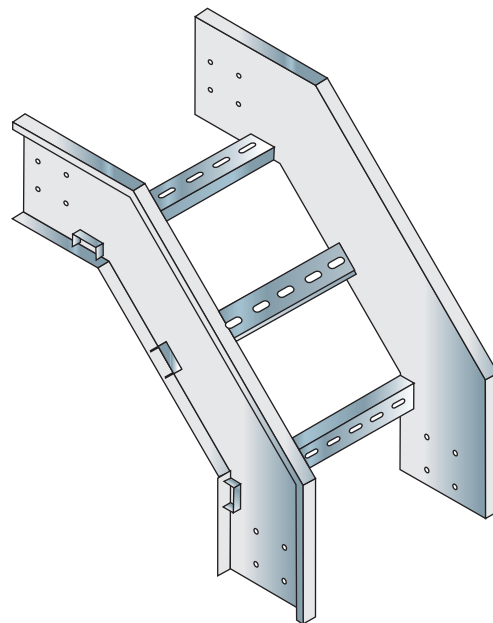
## INTERNAL RISER (INSIDE)

ORDER PATTERN (mm)				
TYPE	ITEM	WIDTH	FINISH	THK
EXHDCL	IR	300	FINISH	THK
EXHDCL	IR	450	FINISH	THK
EXHDCL	IR	600	FINISH	THK
EXHDCL	IR	750	FINISH	THK
EXHDCL	IR	900	FINISH	THK
EXHDCL	IR	1000	FINISH	THK



## EXTERNAL RISER (OUTSIDE)

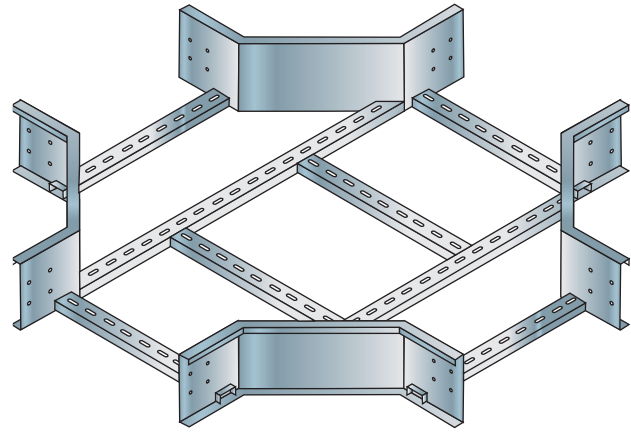
ORDER PATTERN (mm)				
TYPE	ITEM	WIDTH	FINISH	THK
HDHDCL	ER	300	FINISH	THK
HDHDCL	ER	450	FINISH	THK
HDHDCL	ER	600	FINISH	THK
HDHDCL	ER	750	FINISH	THK
HDHDCL	ER	900	FINISH	THK
HDHDCL	ER	1000	FINISH	THK



**Note:** Request for any special sizes, gauges and flanges can be attended by our qualified team.

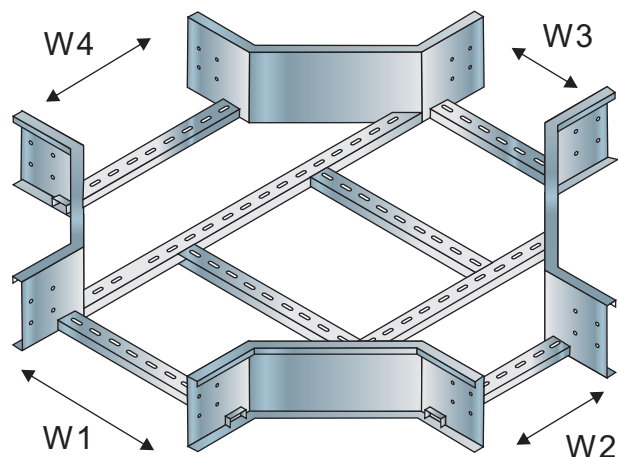
## CROSS HORIZONTAL

ORDER PATTERN (mm)				
TYPE	ITEM	WIDTH	FINISH	THK
EXHDCL	CH	300	FINISH	THK
EXHDCL	CH	450	FINISH	THK
EXHDCL	CH	600	FINISH	THK
EXHDCL	CH	750	FINISH	THK
EXHDCL	CH	900	FINISH	THK
EXHDCL	CH	1000	FINISH	THK



## UNEQUAL CROSS HORIZONTAL

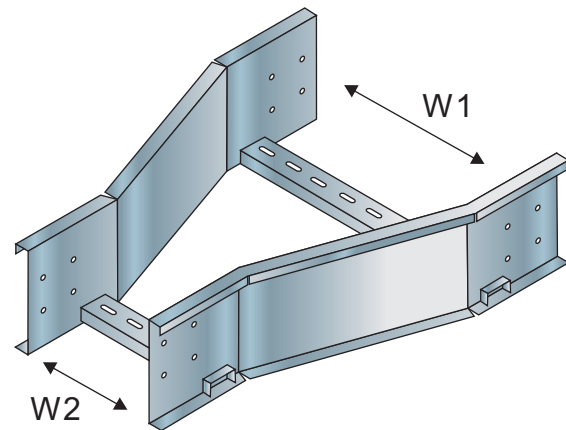
ORDER PATTERN (mm)				
TYPE	ITEM	WIDTH	FINISH	THK
EXH DCL	UCH	W1,W2,W3,W4	FINISH	THK



**Note:** Request for any special sizes, gauges and flanges can be attended by our qualified team.

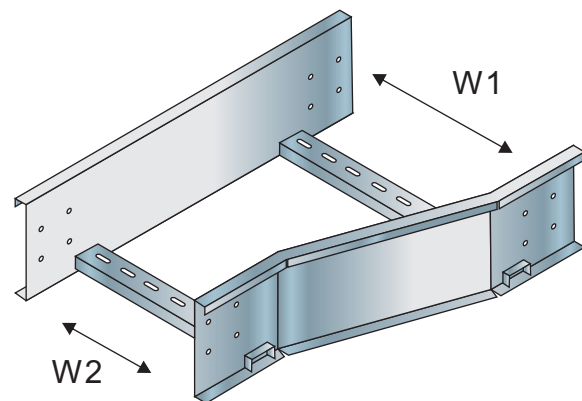
## REDUCER STRAIGHT

ORDER PATTERN (mm)				
TYPE	ITEM	WIDTH	FINISH	THK
EXHDCL	RS	W1,W2	FINISH	THK



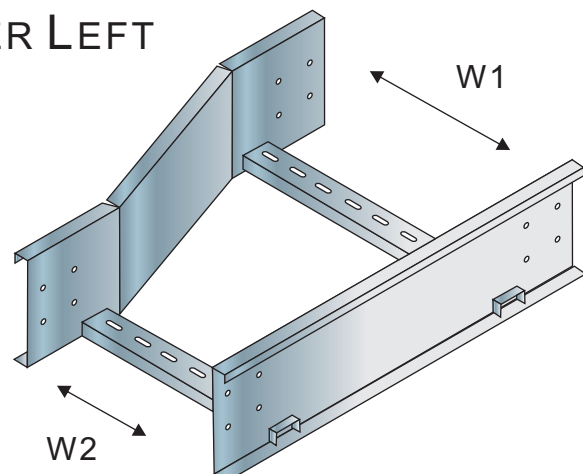
## REDUCER RIGHT

ORDER PATTERN (mm)				
TYPE	ITEM	WIDTH	FINISH	THK
EXHDCL	RR	W1,W2	FINISH	THK



## REDUCER LEFT

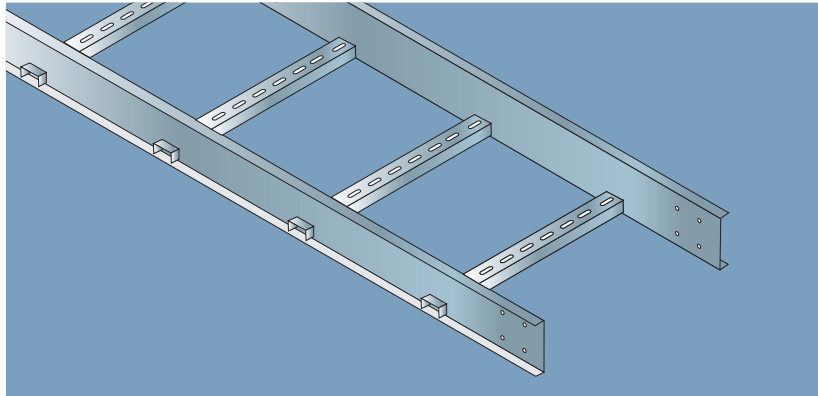
ORDER PATTERN (mm)				
TYPE	ITEM	WIDTH	FINISH	THK
EXHDCL	RL	W1,W2	FINISH	THK



**Note:** Request for any special sizes, gauges and flanges can be attended by our qualified team.

# HEAVY DUTY CABLE LADDERS

## HEAVY DUTY CABLE LADDERS : OUTWARD TYPE



HEAVY DUTY CABLE LADDERS ( mm)		
Width	Thickness	Height
150 - 1000	2.0	125

### STANDARD FINISHES

**HDG** Hot Dip Galvanized to BSEN ISO 1461:1999  
(Formerly BS 729).

**PG** Pre Galvanized to BSEN 10142 & 10143.

**PC** Powder Coating to suit client requirements.

**SS** Stainless Steel finish to required grades.

**AI** Aluminum finish.

### ORDER PATTERN (mm)

FLANGE	ITEM	WIDTH	FINISH	THICKNESS
HD	CL	150	FINISH	THK
HD	CL	225	FINISH	THK
HD	CL	300	FINISH	THK
HD	CL	450	FINISH	THK
HD	CL	600	FINISH	THK
HD	CL	750	FINISH	THK
HD	CL	900	FINISH	THK
HD	CL	1000	FINISH	THK

The Rungs for the above mentioned Cable Ladders are slotted and spaced at regular intervals of 300 mm. Customized rung spacing can be offered in 150 mm, 250 mm or any other as required.

Heavy Duty Cable Ladders are made in standard length of 3 mtrs. They can be produced in different lengths upon request.

Heavy Duty Cable Ladder fittings are made to a standard radius of 300mm. They can be produced in 450mm, 600mm & 900mm as required.

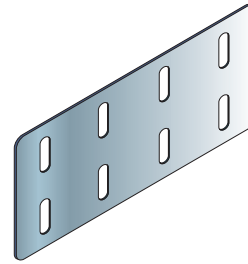
**Note:** Request for any special sizes, gauges and flanges can be attended by our qualified team.

# HEAVY DUTY CABLE LADDERS

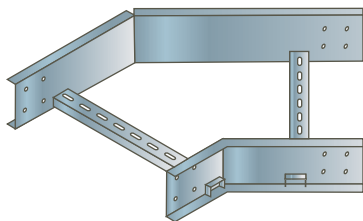
## CONNECTOR

### STRAIGHT COUPLER

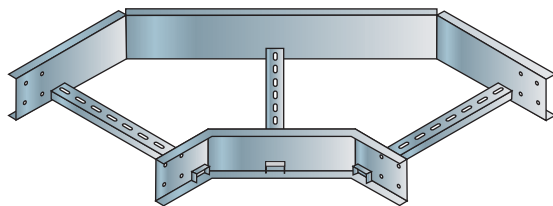
ORDER PATTERN (mm)					
TYPE	ITEM	WIDTH	THK	FINISH	
HDCL	SC	150-1000	2.0	FINISH	



### ELBOW HORIZONTAL



ELBOW 45°

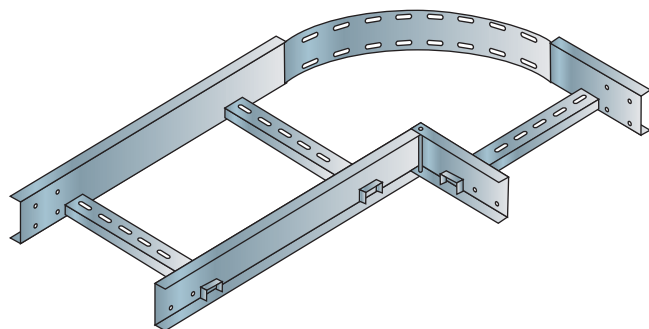


ELBOW 90°

ORDER PATTERN (mm)					
TYPE	ITEM	WIDTH	FINISH	THK	
HDCL	EH 4/9	150	FINISH	THK	
HDCL	EH 4/9	225	FINISH	THK	
HDCL	EH 4/9	300	FINISH	THK	
HDCL	EH 4/9	450	FINISH	THK	
HDCL	EH 4/9	600	FINISH	THK	
HDCL	EH 4/9	750	FINISH	THK	
HDCL	EH 4/9	900	FINISH	THK	
HDCL	EH 4/9	1000	FINISH	THK	

### ADJUSTABLE ELBOW HORIZONTAL

ORDER PATTERN (mm)					
TYPE	ITEM	WIDTH	FINISH	THK	
HD CL	A-EH 4/9	150	FINISH	THK	
HD CL	A-EH 4/9	225	FINISH	THK	
HD CL	A-EH 4/9	300	FINISH	THK	
HD CL	A-EH 4/9	450	FINISH	THK	
HD CL	A-EH 4/9	600	FINISH	THK	
HD CL	A-EH 4/9	750	FINISH	THK	
HD CL	A-EH 4/9	900	FINISH	THK	
HD CL	A-EH 4/9	1000	FINISH	THK	



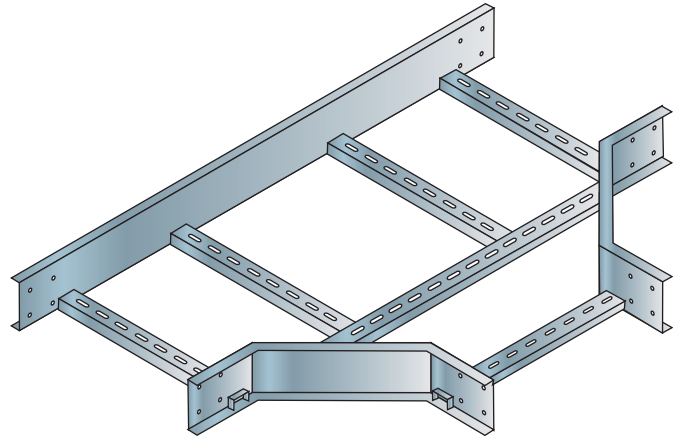
**Note:** Request for any special sizes, gauges and flanges can be attended by our qualified team.

The above mentioned Horizontal Elbows can also be produced in angles of 30° & 60° respectively.



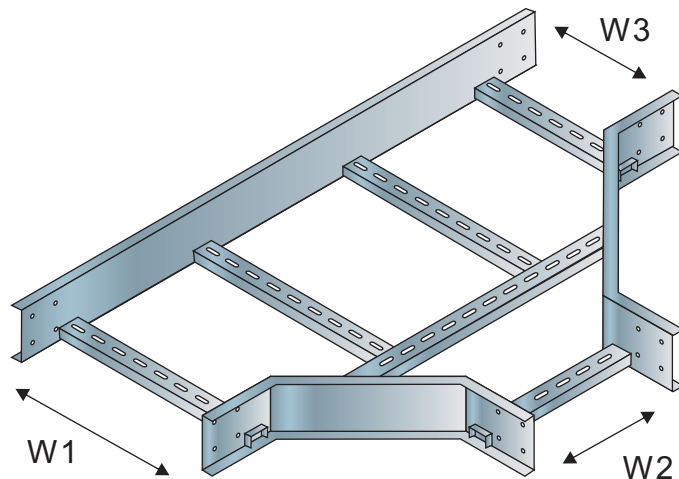
## TEE HORIZONTAL

ORDER PATTERN (mm)				
TYPE	ITEM	WIDTH	FINISH	THK
HDCL	TH	150	FINISH	THK
HDCL	TH	225	FINISH	THK
HDCL	TH	300	FINISH	THK
HDCL	TH	450	FINISH	THK
HDCL	TH	600	FINISH	THK
HDCL	TH	750	FINISH	THK
HDCL	TH	900	FINISH	THK
HDCL	TH	1000	FINISH	THK



## UNEQUAL TEE HORIZONTAL

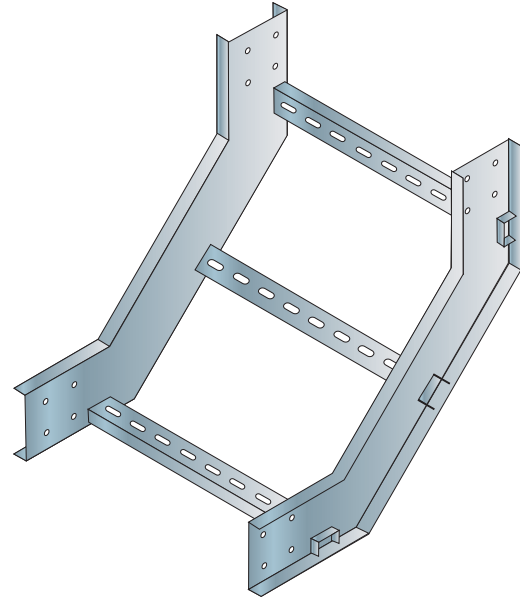
ORDER PATTERN (mm)				
TYPE	ITEM	WIDTH	FINISH	THK
HDCL	UTH	W1,W2,W3	FINISH	THK



**Note:** Request for any special sizes, gauges and flanges can be attended by our qualified team.

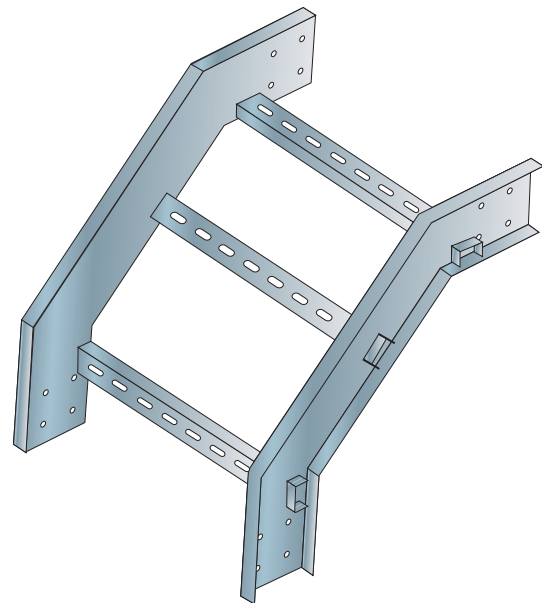
## INTERNAL RISER (INSIDE)

ORDER PATTERN (mm)				
TYPE	ITEM	WIDTH	FINISH	THK
HDCL	IR	150	FINISH	THK
HDCL	IR	225	FINISH	THK
HDCL	IR	300	FINISH	THK
HDCL	IR	450	FINISH	THK
HDCL	IR	600	FINISH	THK
HDCL	IR	750	FINISH	THK
HDCL	IR	900	FINISH	THK
HDCL	IR	1000	FINISH	THK



## EXTERNAL RISER (OUTSIDE)

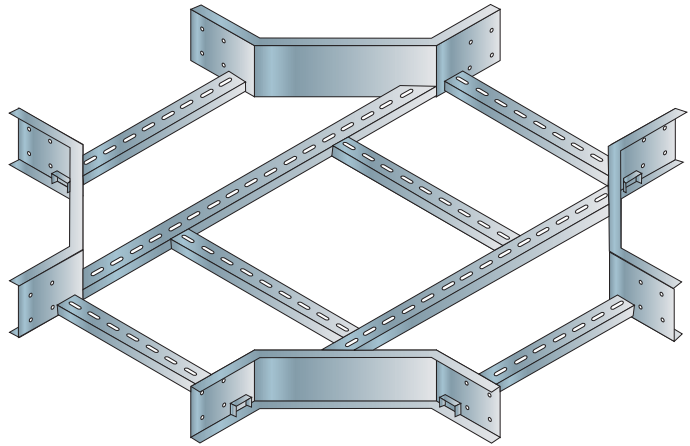
ORDER PATTERN (mm)				
TYPE	ITEM	WIDTH	FINISH	THK
HDCL	ER	150	FINISH	THK
HDCL	ER	225	FINISH	THK
HDCL	ER	300	FINISH	THK
HDCL	ER	450	FINISH	THK
HDCL	ER	600	FINISH	THK
HDCL	ER	750	FINISH	THK
HDCL	ER	900	FINISH	THK
HDCL	ER	1000	FINISH	THK



**Note:** Request for any special sizes, gauges and flanges can be attended by our qualified team.

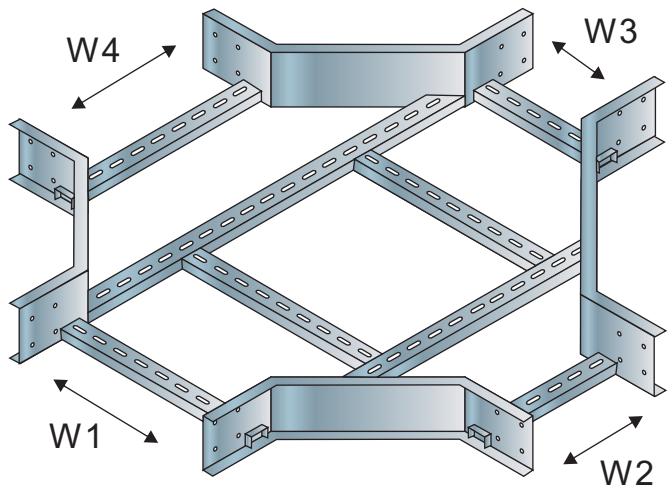
## CROSS HORIZONTAL

ORDER PATTERN (mm)				
TYPE	ITEM	WIDTH	FINISH	THK
HDCL	CH	150	FINISH	THK
HDCL	CH	225	FINISH	THK
HDCL	CH	300	FINISH	THK
HDCL	CH	450	FINISH	THK
HDCL	CH	600	FINISH	THK
HDCL	CH	750	FINISH	THK
HDCL	CH	900	FINISH	THK
HDCL	CH	1000	FINISH	THK



## UNEQUAL CROSS HORIZONTAL

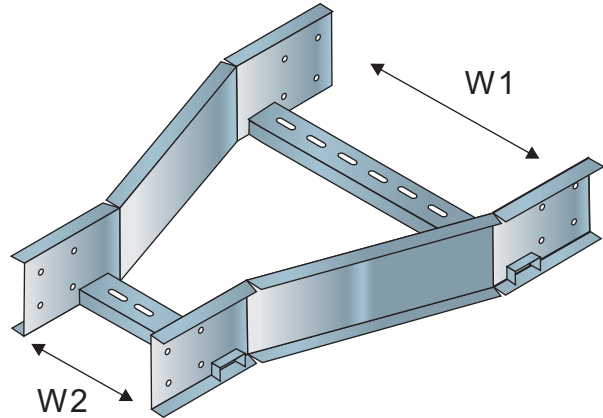
ORDER PATTERN (mm)				
TYPE	ITEM	WIDTH	FINISH	THK
HDCL	UCH	W1,W2,W3,W4	FINISH	THK



**Note:** Request for any special sizes, gauges and flanges can be attended by our qualified team.

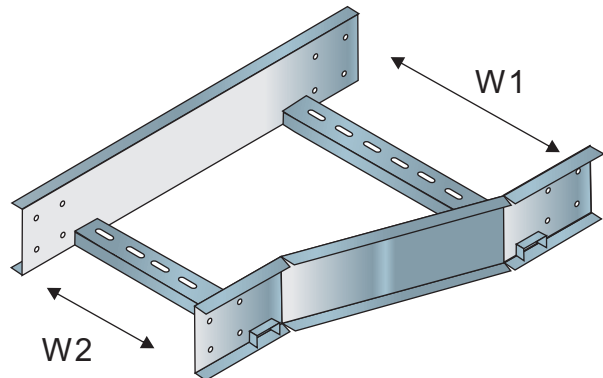
## REDUCER STRAIGHT

ORDER PATTERN (mm)				
TYPE	ITEM	WIDTH	FINISH	THK
HDCL	RS	W1,W2	FINISH	THK



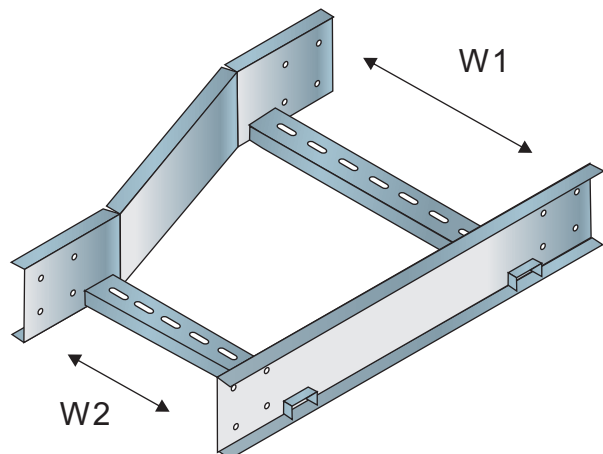
## REDUCER RIGHT

ORDER PATTERN (mm)				
TYPE	ITEM	WIDTH	FINISH	THK
HDCL	RR	W1,W2	FINISH	THK



## REDUCER LEFT

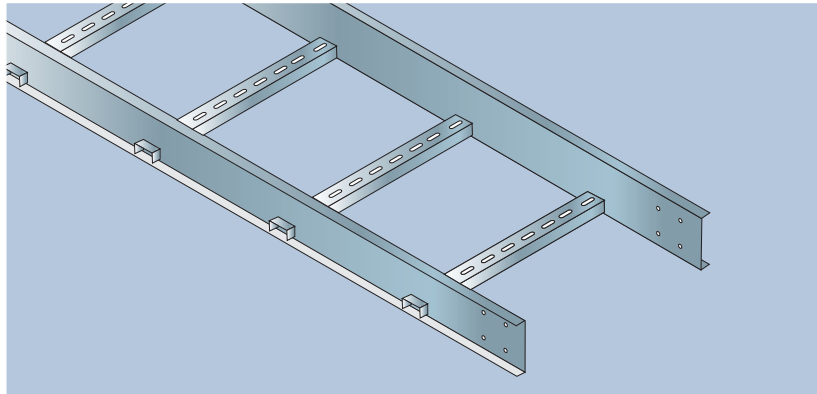
ORDER PATTERN (mm)				
TYPE	ITEM	WIDTH	FINISH	THK
HDCL	RL	W1,W2	FINISH	THK



**Note:** Request for any special sizes, gauges and flanges can be attended by our qualified team.

# MEDIUM DUTY CABLE LADDERS

## MEDIUM DUTY CABLE LADDERS : OUTWARD TYPE



MEDIUM DUTY CABLE LADDERS (mm)		
Width	Thickness	Height
100 - 300	1.5	100
450 - 1000	2.0	100

### STANDARD FINISHES

**HDG** Hot Dip Galvanized to BSEN ISO 1461:1999  
(Formerly BS 729).

**PG** Pre Galvanized to BSEN 10142 & 10143.

**PC** Powder Coating to suit client requirements.

**SS** Stainless Steel finish to required grades.

**AI** Aluminum finish.

### ORDER PATTERN (mm)

TYPE	ITEM	WIDTH	FINISH	THK
MD	CL	100	FINISH	THK
MD	CL	150	FINISH	THK
MD	CL	225	FINISH	THK
MD	CL	300	FINISH	THK
MD	CL	450	FINISH	THK
MD	CL	600	FINISH	THK
MD	CL	750	FINISH	THK
MD	CL	900	FINISH	THK
MD	CL	1000	FINISH	THK

The Rungs for the above mentioned Cable Ladders are slotted and spaced at regular intervals of 300 mm. Customized rung spacing can be offered in 150 mm, 250 mm or any other as required.

Medium Duty Cable Ladders are made in standard length of 3 mtrs. They can be produced in different lengths upon request.

Medium Duty Cable Ladder fittings are made to a standard radius of 300mm. They can be produced in 450mm, 600mm & 900mm as required.

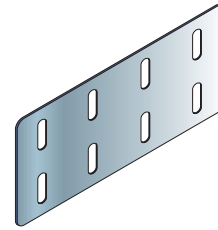
**Note:** Request for any special sizes, gauges and flanges can be attended by our qualified team.

# MEDIUM DUTY CABLE LADDERS

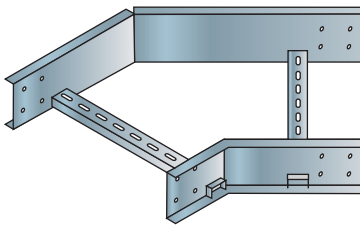
## CONNECTOR

### STRAIGHT COUPLER

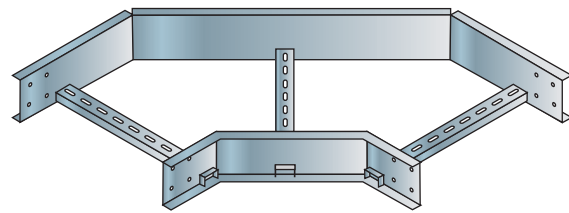
ORDER PATTERN (mm)					
TYPE	ITEM	WIDTH	FINISH	THK	
MDCL	SC	100-300	FINISH	1.5	
MDCL	SC	450-1000	FINISH	2.0	



### ELBOW HORIZONTAL



ELBOW 45°

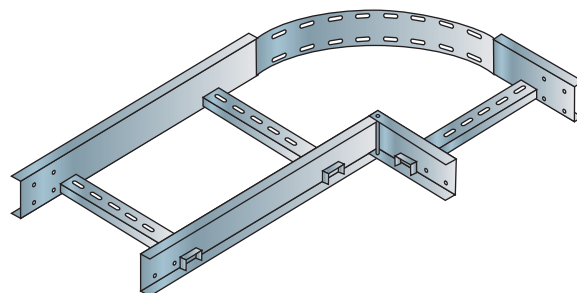


ELBOW 90°

ORDER PATTERN (mm)					
TYPE	ITEM	WIDTH	FINISH	THK	
MDCL	EH 4/9	100	FINISH	THK	
MDCL	EH 4/9	150	FINISH	THK	
MDCL	EH 4/9	225	FINISH	THK	
MDCL	EH 4/9	300	FINISH	THK	
MDCL	EH 4/9	450	FINISH	THK	
MDCL	EH 4/9	600	FINISH	THK	
MDCL	EH 4/9	750	FINISH	THK	
MDCL	EH 4/9	900	FINISH	THK	
MDCL	EH 4/9	1000	FINISH	THK	

### ADJUSTABLE ELBOW HORIZONTAL

ORDER PATTERN (mm)					
TYPE	ITEM	WIDTH	FINISH	THK	
MDCL	A-EH 4/9	100	FINISH	THK	
MDCL	A-EH 4/9	150	FINISH	THK	
MDCL	A-EH 4/9	225	FINISH	THK	
MDCL	A-EH 4/9	300	FINISH	THK	
MDCL	A-EH 4/9	450	FINISH	THK	
MDCL	A-EH 4/9	600	FINISH	THK	
MDCL	A-EH 4/9	750	FINISH	THK	
MDCL	A-EH 4/9	900	FINISH	THK	
MDCL	A-EH 4/9	1000	FINISH	THK	

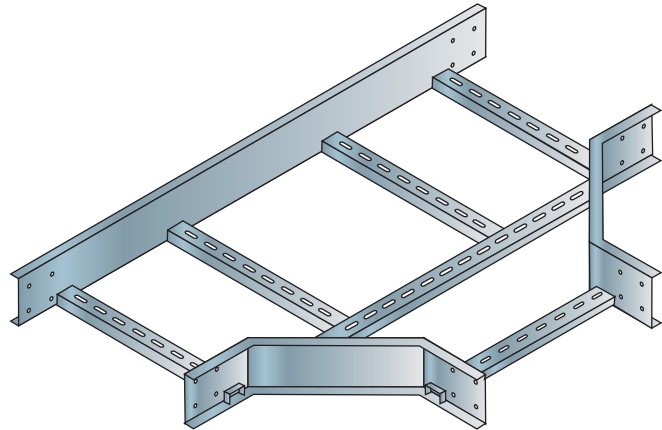


**Note:** Request for any special sizes, gauges and flanges can be attended by our qualified team.

The above mentioned Horizontal Elbows can also be produced in angles of 30° & 60° respectively.

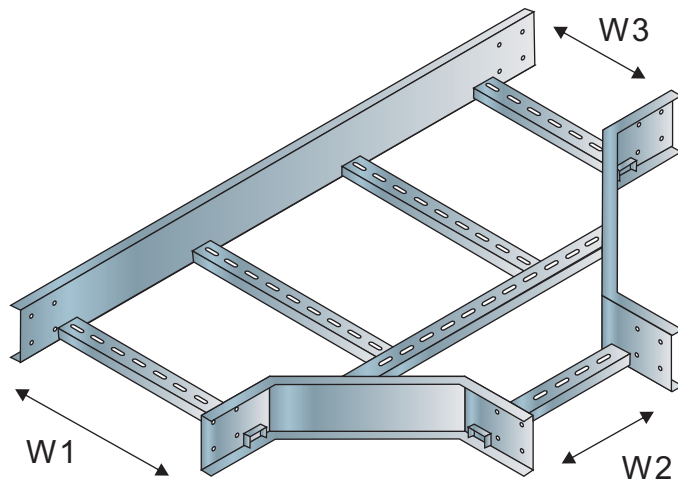
## TEE HORIZONTAL

ORDER PATTERN (mm)				
TYPE	ITEM	WIDTH	FINISH	THK
MDCL	TH	100	FINISH	THK
MDCL	TH	150	FINISH	THK
MDCL	TH	225	FINISH	THK
MDCL	TH	300	FINISH	THK
MDCL	TH	450	FINISH	THK
MDCL	TH	600	FINISH	THK
MDCL	TH	750	FINISH	THK
MDCL	TH	900	FINISH	THK
MDCL	TH	1000	FINISH	THK



## UNEQUAL TEE HORIZONTAL

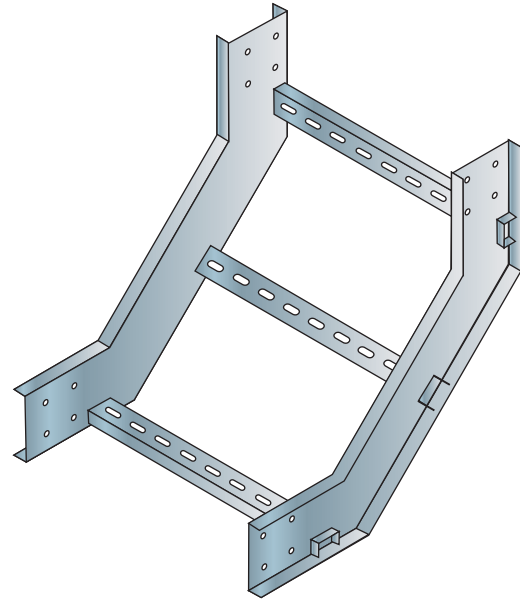
ORDER PATTERN (mm)				
TYPE	ITEM	WIDTH	FINISH	THK
MDCL	UTH	W1,W2,W3	FINISH	THK



**Note:** Request for any special sizes, gauges and flanges can be attended by our qualified team.

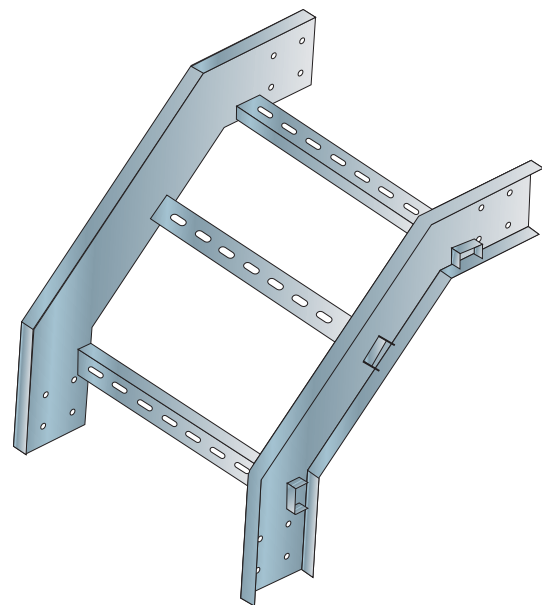
## INTERNAL RISER (INSIDE)

ORDER PATTERN (mm)				
TYPE	ITEM	WIDTH	FINISH	THK
MDCL	IR	100	FINISH	THK
MDCL	IR	150	FINISH	THK
MDCL	IR	225	FINISH	THK
MDCL	IR	300	FINISH	THK
MDCL	IR	450	FINISH	THK
MDCL	IR	600	FINISH	THK
MDCL	IR	750	FINISH	THK
MDCL	IR	900	FINISH	THK
MDCL	IR	1000	FINISH	THK



## EXTERNAL RISER (OUTSIDE)

ORDER PATTERN (mm)				
TYPE	ITEM	WIDTH	FINISH	THK
MDCL	ER	100	FINISH	THK
MDCL	ER	150	FINISH	THK
MDCL	ER	225	FINISH	THK
MDCL	ER	300	FINISH	THK
MDCL	ER	450	FINISH	THK
MDCL	ER	600	FINISH	THK
MDCL	ER	750	FINISH	THK
MDCL	ER	900	FINISH	THK
MDCL	ER	1000	FINISH	THK

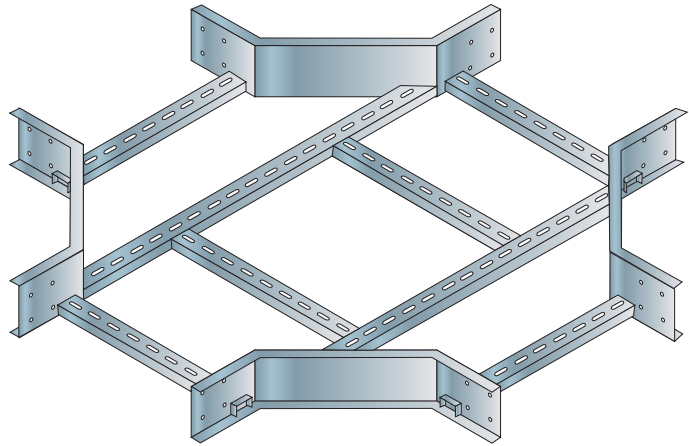


**Note:** Request for any special sizes, gauges and flanges can be attended by our qualified team.



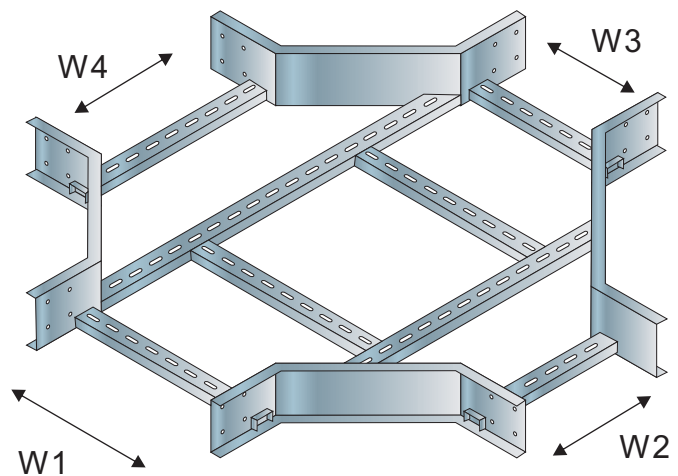
## CROSS HORIZONTAL

ORDER PATTERN (mm)				
TYPE	ITEM	WIDTH	FINISH	THK
MDCL	CH	100	FINISH	THK
MDCL	CH	150	FINISH	THK
MDCL	CH	225	FINISH	THK
MDCL	CH	300	FINISH	THK
MDCL	CH	450	FINISH	THK
MDCL	CH	600	FINISH	THK
MDCL	CH	750	FINISH	THK
MDCL	CH	900	FINISH	THK
MDCL	CH	1000	FINISH	THK



## UNEQUAL CROSS HORIZONTAL

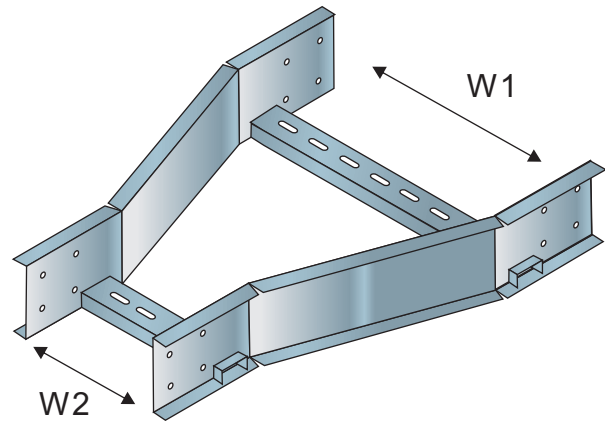
ORDER PATTERN (mm)			
TYPE	ITEM	WIDTH	FINISH THK
MDCL	UCH	W1,W2,W3,W4	FINISH THK



**Note:** Request for any special sizes, gauges and flanges can be attended by our qualified team.

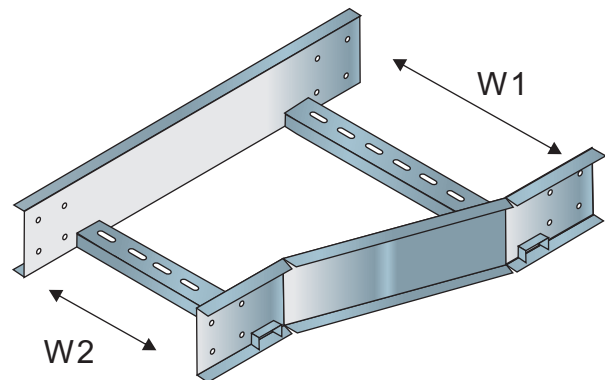
## REDUCER STRAIGHT

ORDER PATTERN (mm)				
TYPE	ITEM	WIDTH	FINISH	THK
MDCL	RS	W1,W2	FINISH	THK



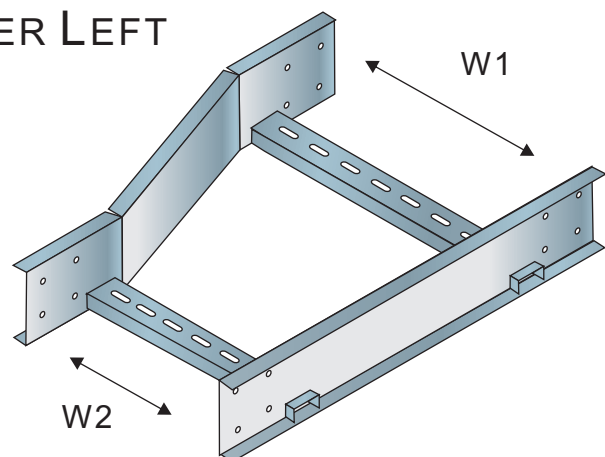
## REDUCER RIGHT

ORDER PATTERN (mm)				
TYPE	ITEM	WIDTH	FINISH	THK
MDCL	RR	W1,W2	FINISH	THK



## REDUCER LEFT

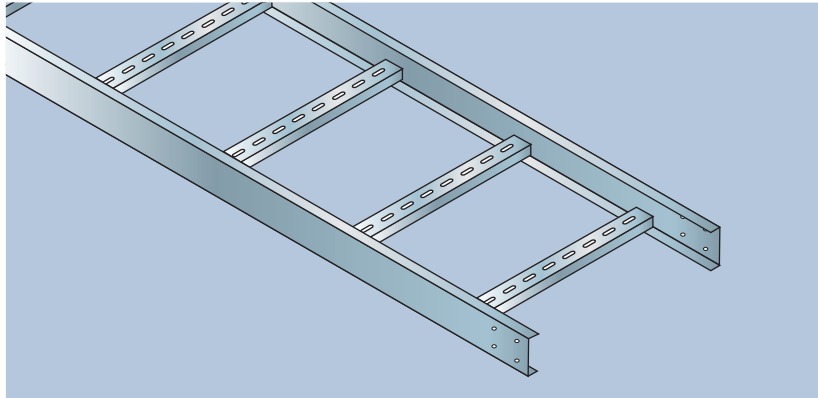
ORDER PATTERN (mm)				
TYPE	ITEM	WIDTH	FINISH	THK
MDCL	RL	W1,W2	FINISH	THK



**Note:** Request for any special sizes, gauges and flanges can be attended by our qualified team.

# LIGHT DUTY CABLE LADDERS

## LIGHT DUTY CABLE LADDERS : INWARD TYPE



LIGHT DUTY CABLE LADDERS (mm)		
Width	Thickness	Height
100 - 600	1.5	50 / 75

### STANDARD FINISHES

**HDG** Hot Dip Galvanized to BSEN ISO 1461:1999  
(Formerly BS 729).

**PG** Pre Galvanized to BSEN 10142 & 10143.

**PC** Powder Coating to suit client requirements.

**SS** Stainless Steel finish to required grades.

**AI** Aluminum finish.

ORDER PATTERN (mm)					
FLANGE	ITEM	WIDTH	FINISH	THICKNESS	
LD	CL	100	FINISH	THK	
LD	CL	150	FINISH	THK	
LD	CL	225	FINISH	THK	
LD	CL	300	FINISH	THK	
LD	CL	450	FINISH	THK	
LD	CL	600	FINISH	THK	

The Rungs for the above mentioned Cable Ladders are slotted and spaced at regular intervals of 300mm. Customized rung spacing can be offered in 150 mm, 250 mm or any other as required.

Light Duty Cable Ladders are made in standard lengths of 3 mtrs. They can be produced in different lengths upon request.

Light Duty Cable Ladder fittings are made to a standard radius of 300 mm. They can be produced in 450mm, 600 mm & 900 mm as required.

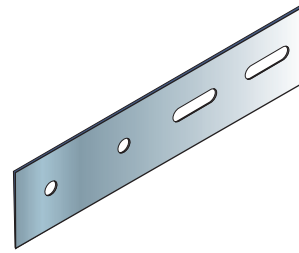
**Note:** Request for any special sizes, gauges and flanges can be attended by our qualified team.

## CONNECTOR

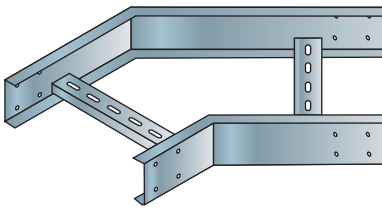
### STRAIGHT COUPLER

#### ORDER PATTERN (mm)

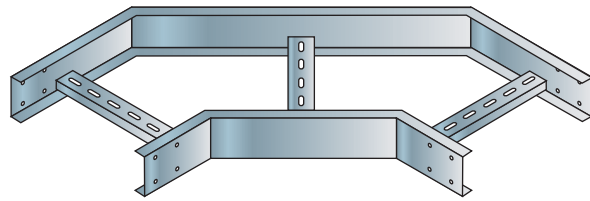
TYPE	ITEM	WIDTH	THK	FINISH
LDCL	SC	100-600	1.5	FINISH



## ELBOW HORIZONTAL



ELBOW 45°



ELBOW 90°

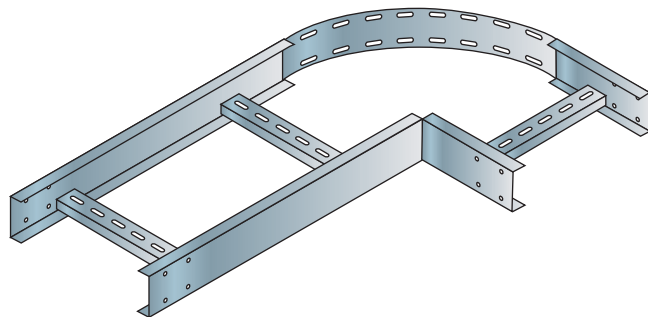
#### ORDER PATTERN (mm)

TYPE	ITEM	WIDTH	FINISH	THK
LDCL	EH 4/9	100	FINISH	THK
LDCL	EH 4/9	150	FINISH	THK
LDCL	EH 4/9	225	FINISH	THK
LDCL	EH 4/9	300	FINISH	THK
LDCL	EH 4/9	450	FINISH	THK
LDCL	EH 4/9	600	FINISH	THK

## ADJUSTABLE ELBOW HORIZONTAL

#### ORDER PATTERN (mm)

TYPE	ITEM	WIDTH	FINISH	THK
LD CL	A-EH 4/9	100	FINISH	THK
LD CL	A-EH 4/9	150	FINISH	THK
LD CL	A-EH 4/9	225	FINISH	THK
LD CL	A-EH 4/9	300	FINISH	THK
LD CL	A-EH 4/9	450	FINISH	THK
LD CL	A-EH 4/9	600	FINISH	THK

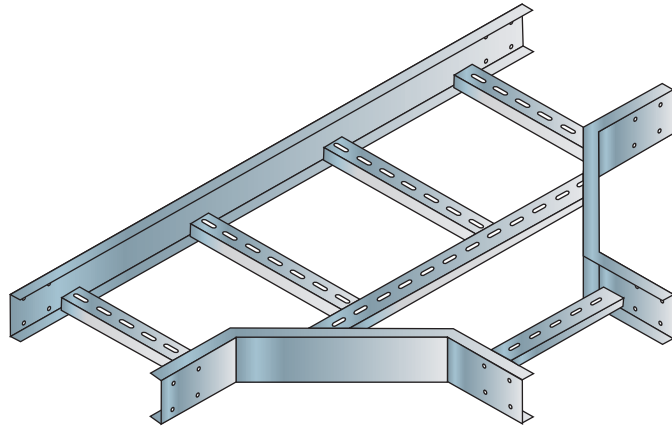


**Note:** Request for any special sizes, gauges and flanges can be attended by our qualified team.

The above mentioned Horizontal Elbows can also be produced in angles of 30° & 60° respectively.

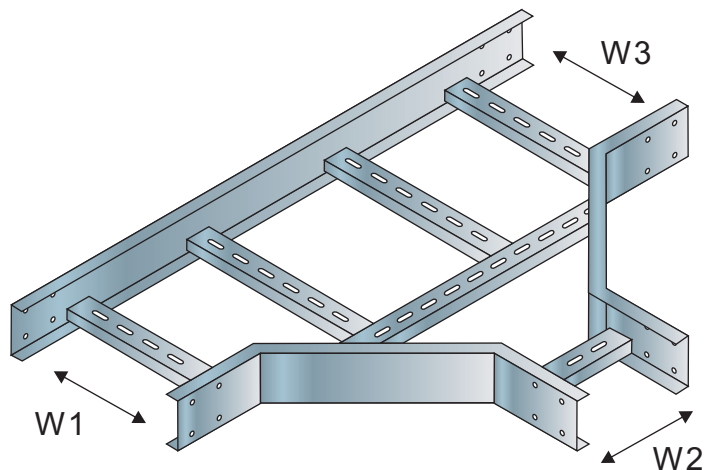
## TEE HORIZONTAL

ORDER PATTERN (mm)				
TYPE	ITEM	WIDTH	FINISH	THK
LDCL	TH	100	FINISH	THK
LDCL	TH	150	FINISH	THK
LDCL	TH	225	FINISH	THK
LDCL	TH	300	FINISH	THK
LDCL	TH	450	FINISH	THK
LDCL	TH	600	FINISH	THK



## UNEQUAL TEE HORIZONTAL

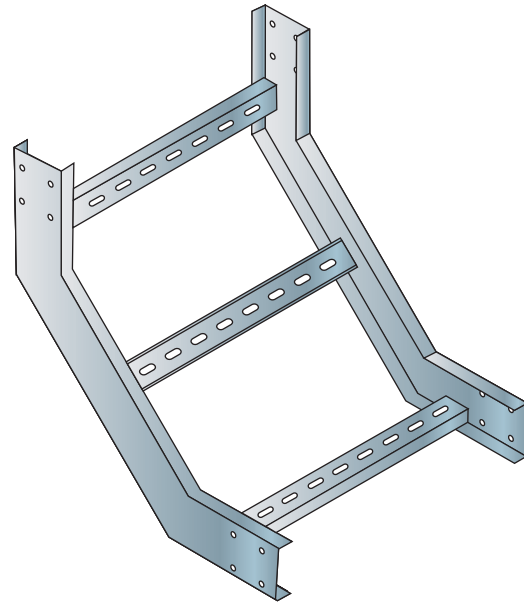
ORDER PATTERN (mm)				
TYPE	ITEM	WIDTH	FINISH	THK
LDCL	UTH	W1,W2,W3	FINISH	



**Note:** Request for any special sizes, gauges and flanges can be attended by our qualified team.

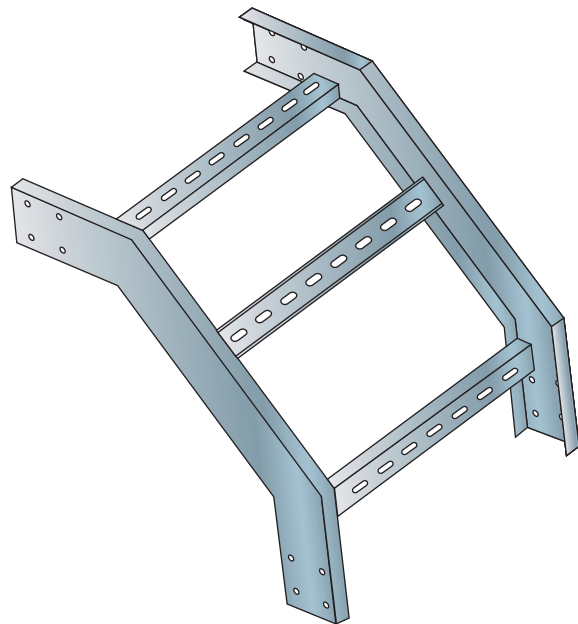
## INTERNAL RISER (INSIDE)

ORDER PATTERN (mm)				
TYPE	ITEM	WIDTH	FINISH	THK
LDCL	IR	100	FINISH	THK
LDCL	IR	150	FINISH	THK
LDCL	IR	225	FINISH	THK
LDCL	IR	300	FINISH	THK
LDCL	IR	450	FINISH	THK
LDCL	IR	600	FINISH	THK



## EXTERNAL RISER (OUTSIDE)

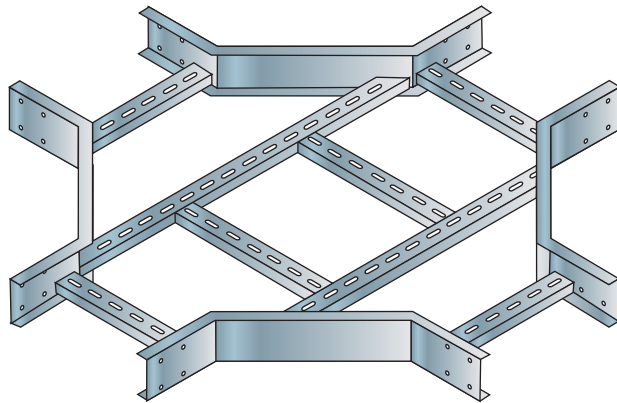
ORDER PATTERN (mm)				
TYPE	ITEM	WIDTH	FINISH	THK
LDCL	ER	100	FINISH	THK
LDCL	ER	150	FINISH	THK
LDCL	ER	225	FINISH	THK
LDCL	ER	300	FINISH	THK
LDCL	ER	450	FINISH	THK
LDCL	ER	600	FINISH	THK



**Note:** Request for any special sizes, gauges and flanges can be attended by our qualified team.

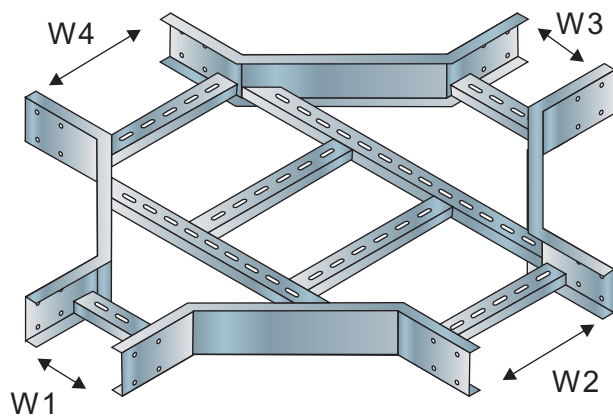
## CROSS HORIZONTAL

ORDER PATTERN (mm)				
TYPE	ITEM	WIDTH	FINISH	THK
LDCL	CH	100	FINISH	THK
LDCL	CH	150	FINISH	THK
LDCL	CH	225	FINISH	THK
LDCL	CH	300	FINISH	THK
LDCL	CH	450	FINISH	THK
LDCL	CH	600	FINISH	THK



## UNEQUAL CROSS HORIZONTAL

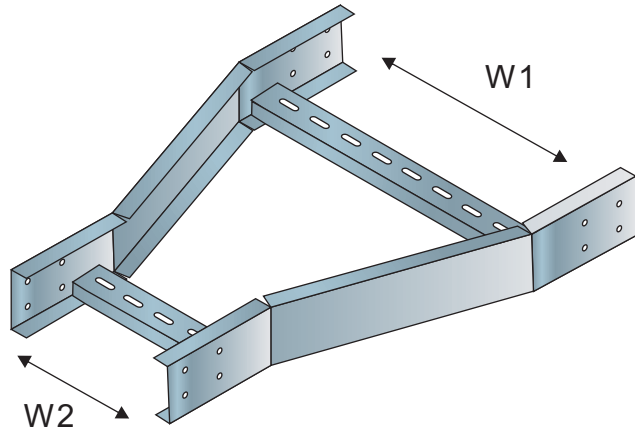
ORDER PATTERN (mm)				
TYPE	ITEM	WIDTH	FINISH	THK
LDCL	UCH	W1,W2,W3,W4	FINISH	THK



**Note:** Request for any special sizes, gauges and flanges can be attended by our qualified team.

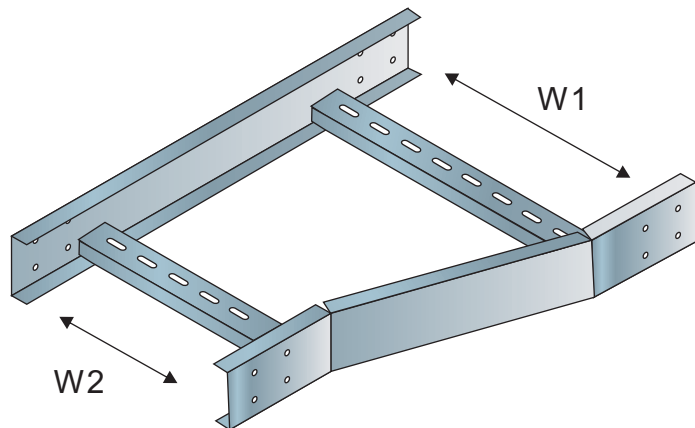
## REDUCER STRAIGHT

ORDER PATTERN (mm)				
TYPE	ITEM	WIDTH	FINISH	THK
LDCL	RS	W1,W2	FINISH	THK



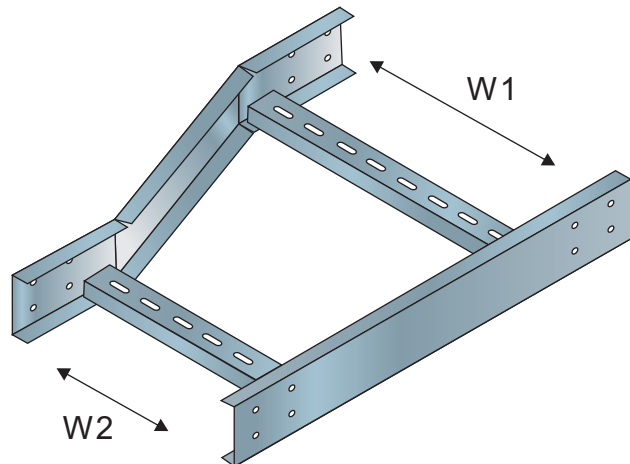
## REDUCER RIGHT

ORDER PATTERN (mm)				
TYPE	ITEM	WIDTH	FINISH	THK
LDCL	RR	W1,W2	FINISH	THK



## REDUCER LEFT

ORDER PATTERN (mm)				
TYPE	ITEM	WIDTH	FINISH	THK
LDCL	RL	W1,W2	FINISH	THK



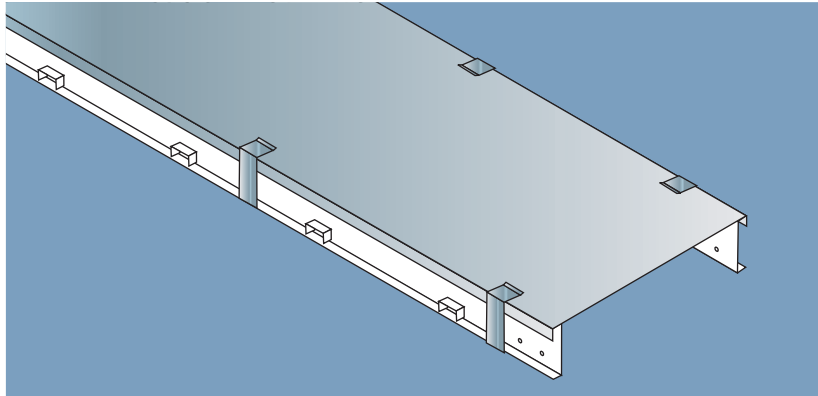
**Note:** Request for any special sizes, gauges and flanges can be attended by our qualified team.



## COVERS – CABLE LADDERS & ACCESSORIES

### TYPE-1

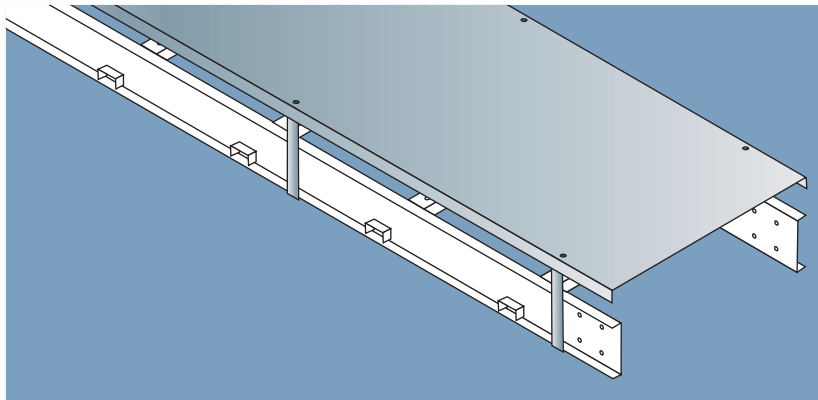
### CLOSED COVER



Closed Ladder cover can be installed by using either Screw type or Push type cover clamps.

### TYPE-2

### VENTILATED COVER



Closed Ladder covers can be covered by using Screw type cover clamps.

#### STRAIGHT LENGTH & FITTINGS (mm)

Range / Width (W)	Thickness (T)	Height (H)
50 - 225	1.0	14
300 - 450	1.2	14
600 - 900	1.5	14
900 above	2.0	14

#### STANDARD FINISHES

**HDG** Hot Dip Galvanized to BSEN ISO 1461:1999  
(Formerly BS 729).

**PG** Pre Galvanized to BSEN 10142 & 10143.

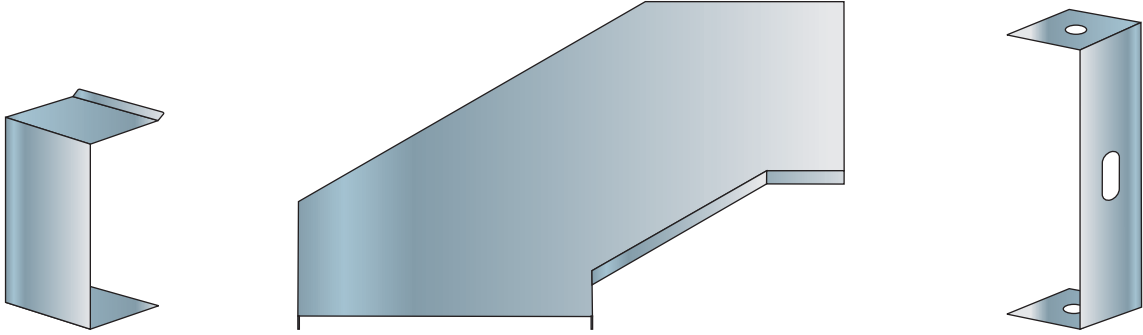
**PC** Powder Coating to suit client requirements.

**SS** Stainless Steel finish to required grades.

**Al** Aluminum finish.

**Note:** Request for any special sizes, gauges and flanges can be attended by our qualified team.  
Different thickness in covers can be produced upon request.

## ELBOW HORIZONTAL COVER



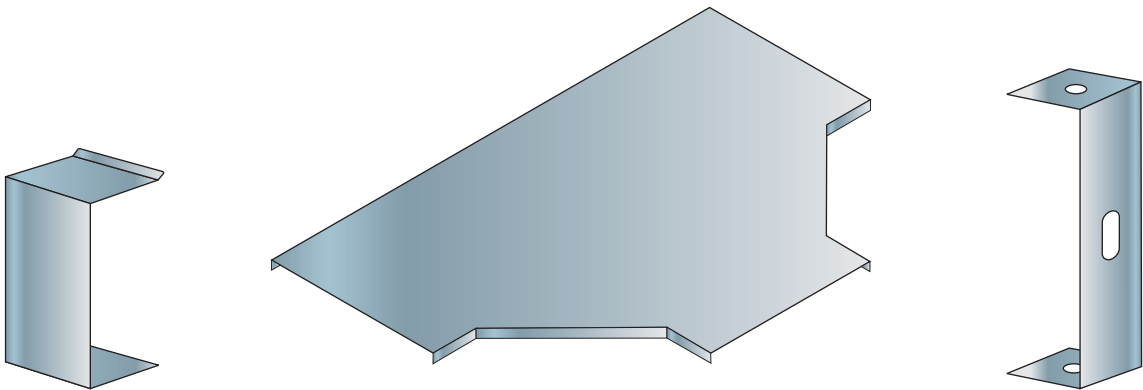
**CLOSED COVER**  
INSTALLED WITH PUSH UP CLAMP

ORDER PATTERN (mm)				
TYPE	ITEM	FLANGE WIDTH	FINISH	THK
1 / 2	EHCC	FLANGE WIDTH	FINISH	THK

**VENTILATED COVER**  
INSTALLED WITH SCREW TYPE CLAMP

ORDER PATTERN (mm)				
TYPE	ITEM	FLANGE WIDTH	FINISH	THK
1 / 2	EHVC	FLANGE WIDTH	FINISH	THK

## TEE HORIZONTAL



**CLOSED COVER**  
INSTALLED WITH PUSH UP CLAMP

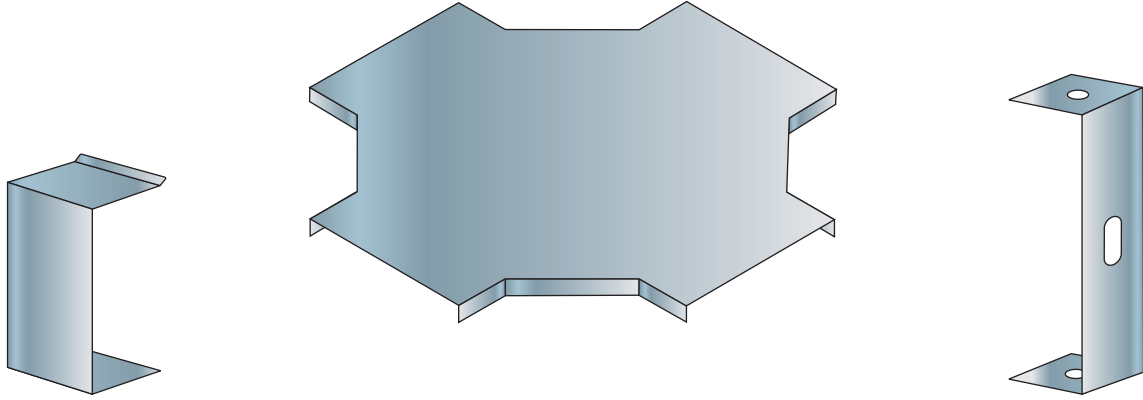
ORDER PATTERN (mm)				
TYPE	ITEM	FLANGE WIDTH	FINISH	THK
1 / 2	THCC	FLANGE WIDTH	FINISH	THK

**VENTILATED COVER**  
INSTALLED WITH SCREW TYPE CLAMP

ORDER PATTERN (mm)				
TYPE	ITEM	FLANGE WIDTH	FINISH	THK
1 / 2	THVC	FLANGE WIDTH	FINISH	THK

**Note:** Request for any special sizes, gauges and flanges can be attended by our qualified team.

## CROSS HORIZONTAL COVER



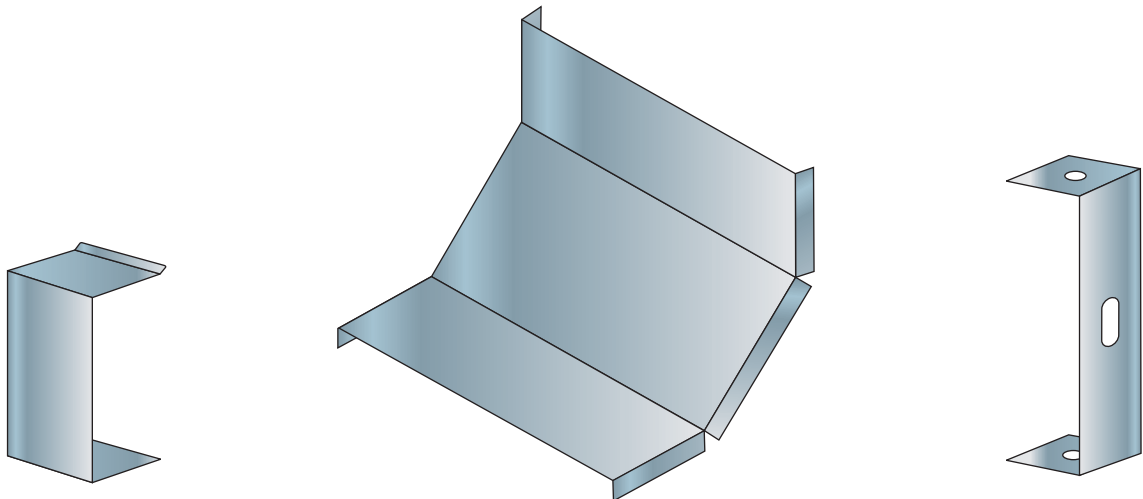
**CLOSED COVER**  
INSTALLED WITH PUSH UP CLAMP

ORDER PATTERN (mm)				
TYPE	ITEM	FLANGE	WIDTH	FINISH THK
1 / 2	CHCC	FLANGE	WIDTH	FINISH THK

**VENTILATED COVER**  
INSTALLED WITH SCREW TYPE CLAMP

ORDER PATTERN (mm)				
TYPE	ITEM	FLANGE	WIDTH	FINISH THK
1 / 2	CHVC	FLANGE	WIDTH	FINISH THK

## INSIDE / INTERNAL RISER COVER



**CLOSED COVER**  
INSTALLED WITH PUSH UP CLAMP

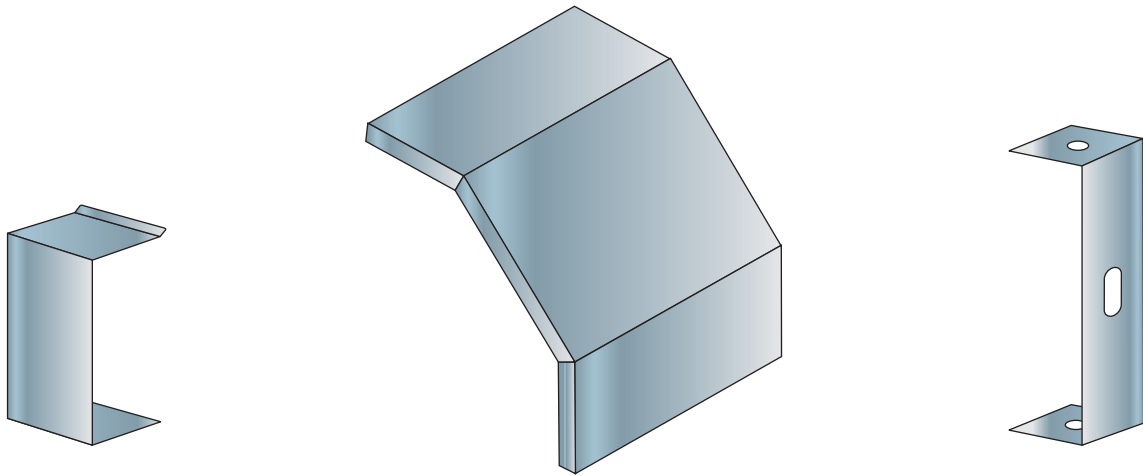
ORDER PATTERN (mm)				
TYPE	ITEM	FLANGE	WIDTH	FINISH THK
1 / 2	IRCC	FLANGE	WIDTH	FINISH THK

**VENTILATED COVER**  
INSTALLED WITH SCREW TYPE CLAMP

ORDER PATTERN (mm)				
TYPE	ITEM	FLANGE	WIDTH	FINISH THK
1 / 2	IRVC	FLANGE	WIDTH	FINISH THK

**Note:** Request for any special sizes, gauges and flanges can be attended by our qualified team.

## OUTSIDE / EXTERNAL RISER COVER



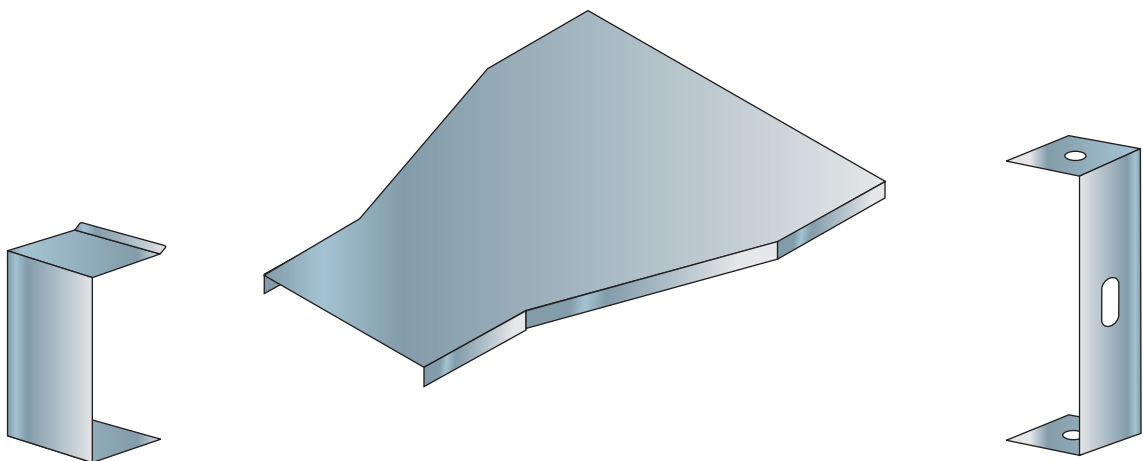
**CLOSED COVER**  
INSTALLED WITH PUSH UP CLAMP

ORDER PATTERN (mm)					
TYPE	ITEM	FLANGE	WIDTH	FINISH	THK
1 / 2	ORCC	FLANGE	WIDTH	FINISH	THK

**VENTILATED COVER**  
INSTALLED WITH SCREW TYPE CLAMP

ORDER PATTERN (mm)					
TYPE	ITEM	FLANGE	WIDTH	FINISH	THK
1 / 2	ORVC	FLANGE	WIDTH	FINISH	THK

## REDUCER STRAIGHT COVER



**CLOSED COVER**  
INSTALLED WITH PUSH UP CLAMP

ORDER PATTERN (mm)					
TYPE	ITEM	FLANGE	WIDTH	FINISH	THK
1 / 2	RSCC	FLANGE	WIDTH	FINISH	THK

**VENTILATED COVER**  
INSTALLED WITH SCREW TYPE CLAMP

ORDER PATTERN (mm)					
TYPE	ITEM	FLANGE	WIDTH	FINISH	THK
1 / 2	RSVC	FLANGE	WIDTH	FINISH	THK

**Note:** Request for any special sizes, gauges and flanges can be attended by our qualified team.